


LYNX™ SINGLE-CHANNEL STRAIN GAGE BUTTON SENSORS

LS-B-127-50/125/500/2000



The LS-B-127-50/125/500/2000 are single-channel, digital strain gage, indirect (under pin), 0.50" (12,7 mm) button-style cavity pressure sensors designed for use with the RJG eDART® or CoPilot® process control and monitoring systems.

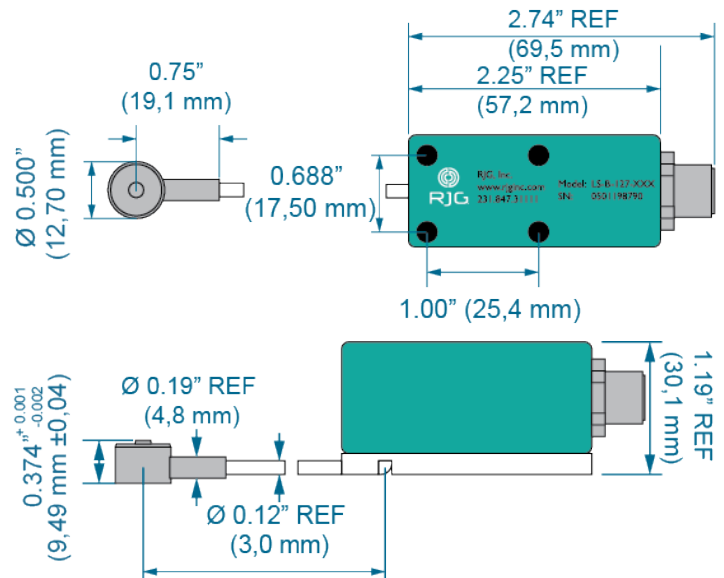
TECHNICAL SPECIFICATIONS

SENSOR	FORCE RANGE	ACCURACY
LS-B-127-50	50 lb. 0.22 kN	±0.75% F.S.
LS-B-127-125	125 lb. 0.56 kN	±0.50% F.S.
LS-B-127-500	500 lb. 2.22 kN	±0.50% F.S.
LS-B-127-2000	2000 lb. 8.90 kN	±0.50% F.S.

TEMPERATURE

SENSOR HEAD		
Temperature Max. (standard)	250 °F	120 °C
Temperature Max. (hi-temp)	425 °F	220 °C
LYNX CASE		
Temperature Max.	140 °F	60 °C

PRODUCT DIMENSIONS



SENSOR CABLE ORDERING LENGTH

STANDARD CABLE LENGTHS

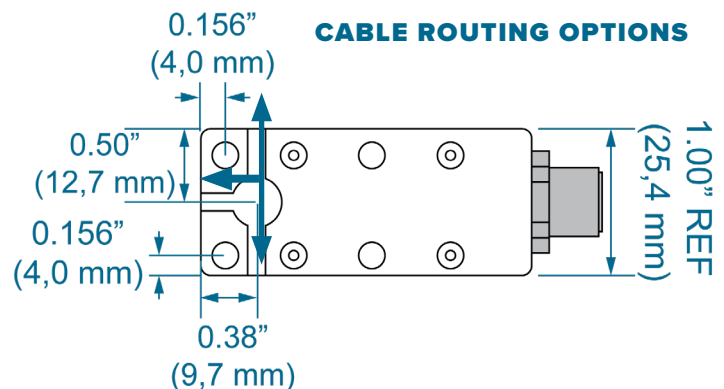
Length must be longer than needed to facilitate safe installation and removal of connector from tool to prevent tension on the lead wire; generally, 2–3" (50–75 mm) of slack is sufficient.

All standard lengths ±0.13" (3.2 mm) at build.

MODEL NO.	LENGTH
LS-B-127-50/125/500/2000-2	7.87" (200 mm)
LS-B-127-50/125/500/2000-4	15.75" (400 mm)
LS-B-127-50/125/500/2000-6	23.62" (600 mm)
LS-B-127-50/125/500/2000-8	31.50" (800 mm)
LS-B-127-50/125/500/2000-1.0	39.37" (1000 mm)
LS-B-127-50/125/500/2000-1.2	47.24" (1200 mm)
LS-B-127-50/125/500/2000-1.4	55.12" (1400 mm)
LS-B-127-50/125/500/2000-1.6	62.99" (1600 mm)
LS-B-127-50/125/500/2000-2.0	78.74" (2000 mm)

Also available in custom-order lengths at an additional cost.

CABLE ROUTING OPTIONS



INSTALLATION

Refer to product manual and installation guide for all dimensions—available for download online at www.rjginc.com.

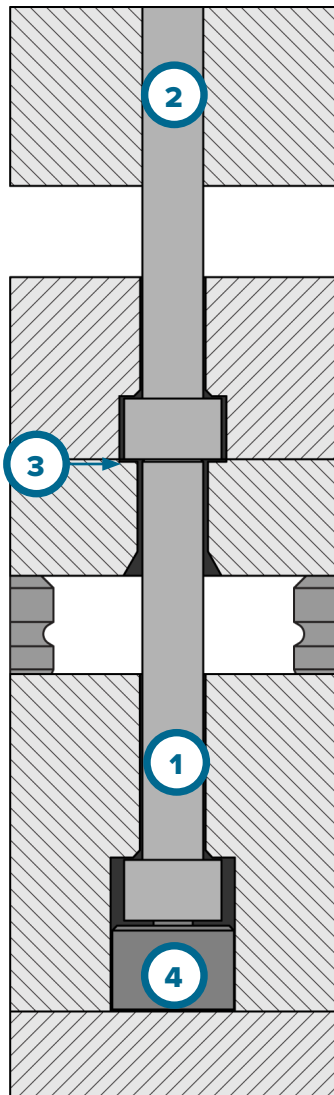
1 Transfer Pin

2 Ejector Pin

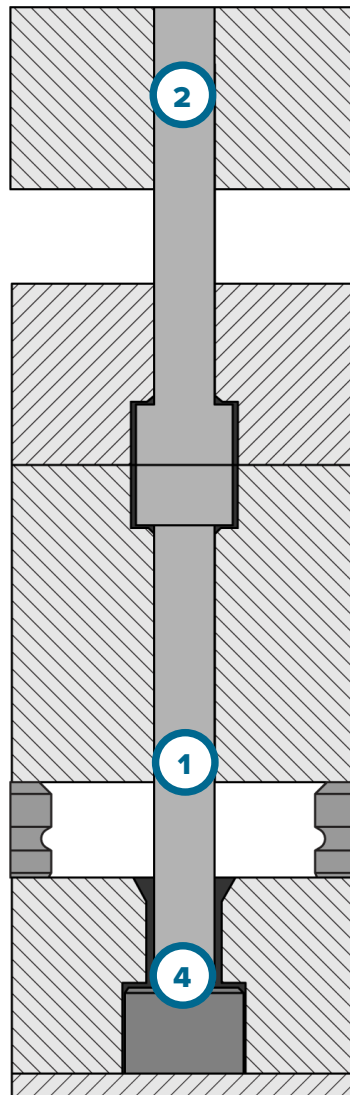
3 Counterbore in Ejector Plate

4 Sensor

CLAMP PLATE (TYPICAL) INSTALLATION



CLAMP PLATE (HEAD-TO-HEAD) INSTALLATION



EJECTOR PLATE INSTALLATION

