

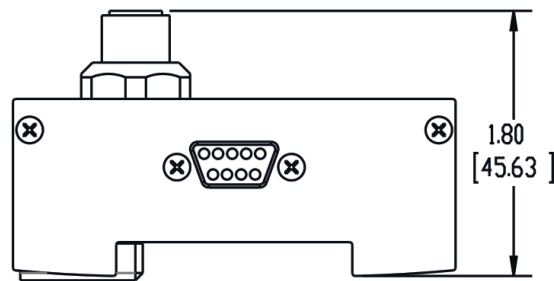
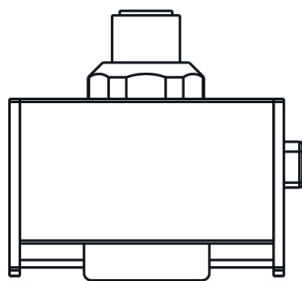
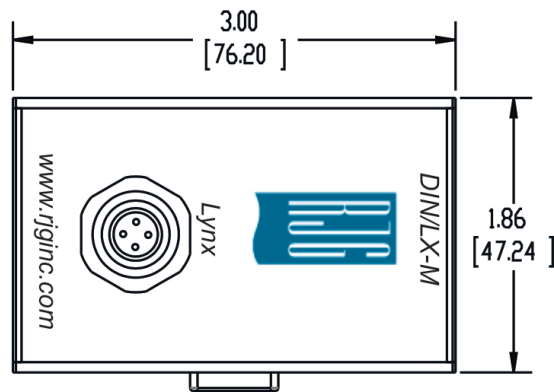


# Lynx to DIN Rail Communications Adapter DIN/LX-M



The DIN/LX-M is a Lynx to DIN rail communications module that acts as an interface between standard Lynx cables and Lynx DIN rail mounted modules when not using a ID7-M-SEQ. The DIN/LX-M is designed to be used with the eDART® System.

The DIN/LX-M is designed to be mounted on standard 35mm DIN rail often found in machine panels.



Cables		
Part Number	S. I.	English
CE-LX5-x.xx (straight)	0.3 M, 1.0 M, 2.0 M,	.98 ft, 3.2 ft, 6.56 ft,
CE-LX5-x.xx-F90 (90 degree angle)	4.0 M, 6.0 M, 12.0 M	13.1 ft, 19.7 ft, 39.4 ft

For further Information please contact RJG Customer Support at 231-947-3111 ext. 170 or visit our website at: <https://www.rjginc.com/sensors/cavity-pressure> to obtain detailed manuals